

# LT2–B841Mark II

Twin Needle Needle Feed Lock Stitcher  
Twin Needle Needle Feed Lock Stitcher  
with Thread Trimmer



## Specifications

		-1	-3	-5
Application		For thin materials	For medium materials	For heavy materials
Max. speed		4,000 rpm		3,000 rpm
Max. stitch length		4 mm		5 mm
Needle bar stroke		33.4 mm		
Thread take-up stroke		52 mm		
Height of Presser foot	Manual	7 mm		
	Knee	13 mm		
Height of feed dog		1 mm		
Needle		DP×5 #11	DP×5 #14	DP×5 #22
Hook		Horizontal rotary hook (vertical axis)		

# LT2–B842Mark II

Twin Needle Needle Feed Lock Stitcher  
Twin Needle Needle Feed Lock Stitcher  
with Thread Trimmer



## Specifications

		-1 *-1C	-3	-5
Application		For thin materials	For medium materials	For heavy materials
Max. speed		4,000 rpm		3,000 rpm
Max. stitch length		4 mm		5 mm
Needle bar stroke		33.4 mm		
Thread take-up stroke		52 mm		52 mm (With thread trimmer)
Height of presser foot	Manual	7 mm		
	Knee	13 mm (With thread wiper : 10 mm)		
	Auto	Solenoid type : 8 mm, Air type : 10 mm		
Height of feed dog		1 mm		
Needle		DP×5 #11	DP×5 #14	DP×5 #22
Hook		Horizontal rotary hook (vertical axis)		

		-400	-700	-900
Thread trimmer		Scissors type (Solenoid)		
Thread wiper		Solenoid type		
Quick reverse		Solenoid type		
Automatic presser bar lifter		–	Air type	Solenoid type

# B841 Mark II · B842 Mark II (For Standard)

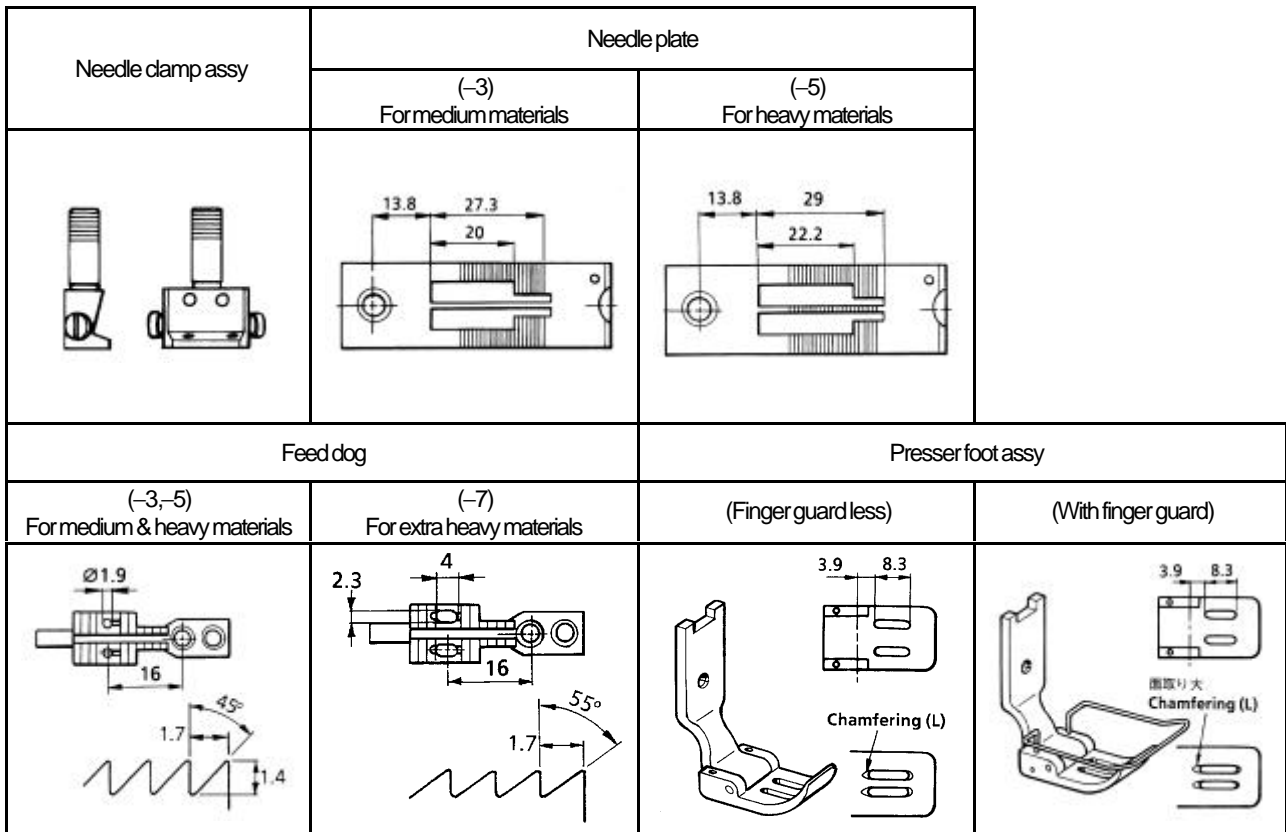
## For normal

\*In case of using over 1-1/2" (38.1 mm) gauge parts, it is required to make special machining on the arm-bed.

A maximum stitch width specification of 77 mm is available.

Please consult your Brother representative concerning delivery date and price.

Needle gauge (inch) (mm)	Needle clamp assy	Needle plate		Feed dog		Presser foot assy	
		(-3) For medium materials	(-5) For heavy materials	(-3,-5) For medium & heavy materials	(-7) For extra heavy materials	(Finger guard less)	(With finger guard)
Tandem (0.5)	158801-001	142111-001		142110-001		142105-001	
1/16 (1.6)	158808-001	142111-001		151078-001		151076-001	
1/8 (3.2)	158794-101	114950-001	117369-001	114951-001	158430-001	114948-001	S36544-001 ○
5/32 (4.0)	158796-101	116503-001	150850-001	116509-001		116502-001	
3/16 (4.8)	158791-101	112603-001	117133-001	112659-001	S13588-001	112638-001	S36546-001 ○
1/4 (6.4)	158792-101	112604-001	117367-001	112660-001	153882-001	112642-001	S36548-001 ○
5/16 (7.9)	158793-101	112605-001	144882-001	112661-001		112645-001	
3/8 (9.5)	158798-101	116506-101	144881-101	116510-101	153887-001	116498-001	
7/16 (11.1)	158809-101	151596-001		151598-001			151597-101 ○
1/2 (12.7)	158797-101	116505-001	S09365-001	116511-001	153892-001		116499-101 ○
5/8 (15.9)	158795-101	116507-001	159577-001	116512-001	153897-001		116500-101 ○
1 (25.4)	158805-101	147176-001		147178-001	153907-001		147177-101 ○
1-1/4 (31.8)	158799-101	116504-001		116508-001			116501-101 ○
1-1/2 (38.1)	158800-101	118945-001		118947-001			118946-101 ○
2 (50.8)	158802-101		144951-001	144947-001			144949-101 ○
2-1/6 (55.0)	155803-101		147560-001	147561-001			147562-101 ○
75mm	S16238-101	S16240-001		S16241-001			S16242-101 ○
77mm	S30508-001	S30510-001		S30513-001			S30511-201 ○



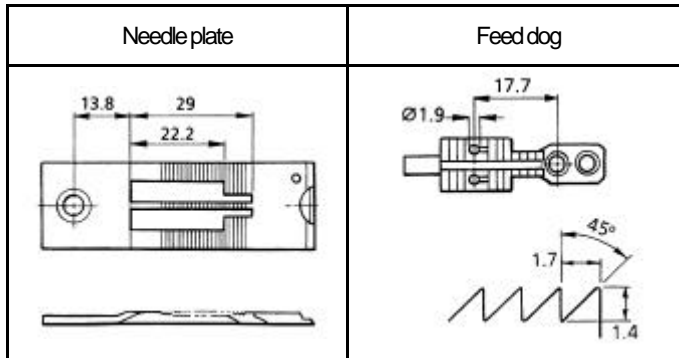
# B841 Mark II · B842 Mark II (For Standard)

## For foundation

\*The needle plate and the feed dog are different from normal parts.

\*Use part no. 117160-001 as the needle plate installation screw.

Needle gauge (inch) (mm)	Needle clamp assy	Needle plate	Feed dog	Presser foot assy (Finger guard less)	Presser foot assy (With finger guard)
1/8 (3.2) Bar less	158794-101	S24571-001 117370-001	S24572-001 117366-001	114948-001	S36544-001 ○
3/16 (4.8)	158791-101	117158-001	117134-001	112638-001	S36546-001 ○
1/4 (6.4)	158792-101	117368-001	117365-001	112642-001	S36548-001 ○
5/16 (7.9)	158793-101	S31907-001	S31908-001	112645-001	

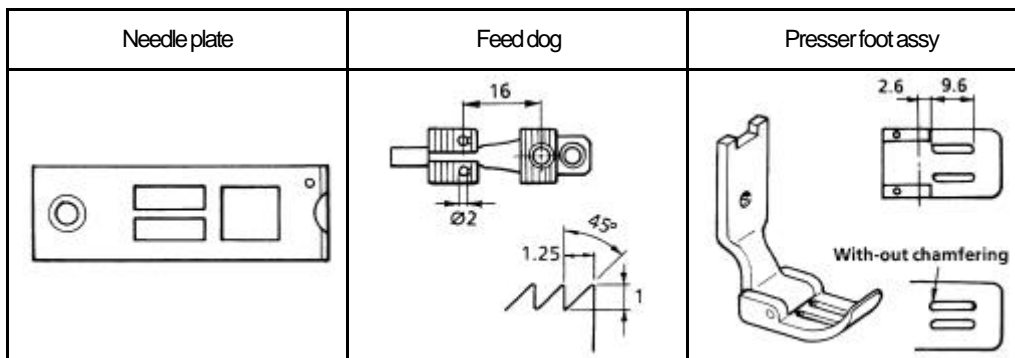


## For sewing without material

\*The needle plate, the feed dog and the presser foot assembly are different from normal parts.

\*Use gauge components of for sewing without material which have a maximum feed pitch of 4 mm or less.

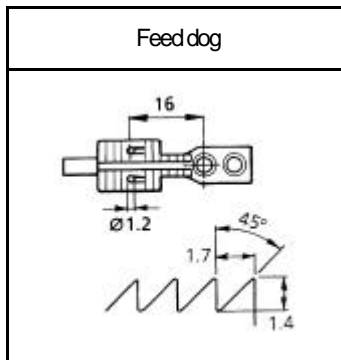
Needle gauge (inch) (mm)	Needle clamp assy	Needle plate	Feed dog	Presser foot assy
3/16 (4.8)	158791-101	S36010-101	S36011-101	S36012-001
1/4 (6.4)	158792-101	S36025-001	S36024-001	S36022-001



## **(- 1) : For light materials**

\*The feed dog is different from normal parts.

Needle gauge (inch) (mm)	Needle clamp assy	Needle plate	Feed dog	Presser foot assy (Finger guard less)	Presser foot assy (With Finger guard)
1/8 (3.2)	158794-101	114950-001	S07880-001	114948-001	S36544-001 ○
3/16 (4.8)	158791-101	112603-001	S07878-001	112638-001	S36546-001 ○
1/4 (6.4)	158792-101	112604-001	S07879-001	112642-001	S36548-001 ○

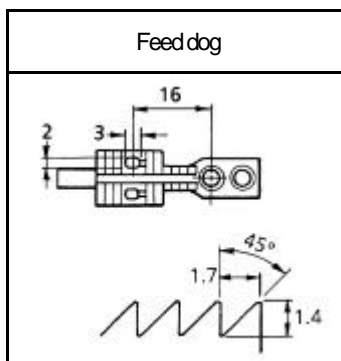


## **(-6) : For heavy materials**

\*-6 (for heavy materials) is a specification between -5 (for heavy materials) and -7 (for extra heavy materials).

\*The feed dog is different from normal parts.

Needle gauge (inch) (mm)	Needle clamp assy	Needle plate	Feed dog	Presser foot assy (Finger guard less)	Presser foot assy (With Finger guard)
3/16 (4.8)	158791-101	117133-001	S21149-001	112638-001	S36546-001 ○
1/4 (6.4)	158792-101	117367-001	S21150-001	112642-001	S36548-001 ○

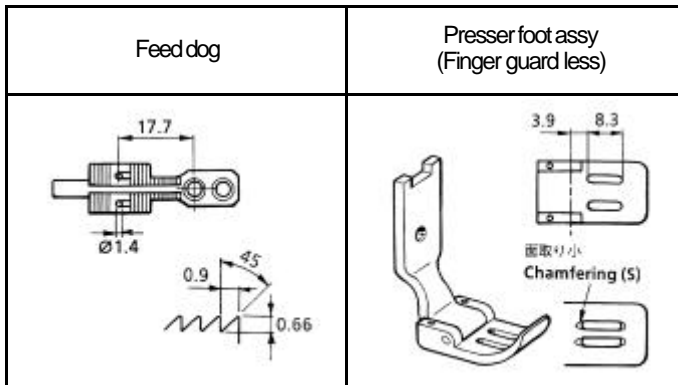


## For new synthetic fiber

\*The shape of the presser foot assembly is the same as for the standard part, but it has a special surface processing.

\*The feed dog and the presser foot assembly are different from normal parts.

Needle gauge (inch) (mm)	Needle clamp assy	Needle plate	Feed dog	Presser foot assy (Finger guard less)
3/16 (4.8)	158791-101	112603-001	S36832-001	S36833-001
1/4 (6.4)	158792-101	112604-001	S36829-001	S36830-001

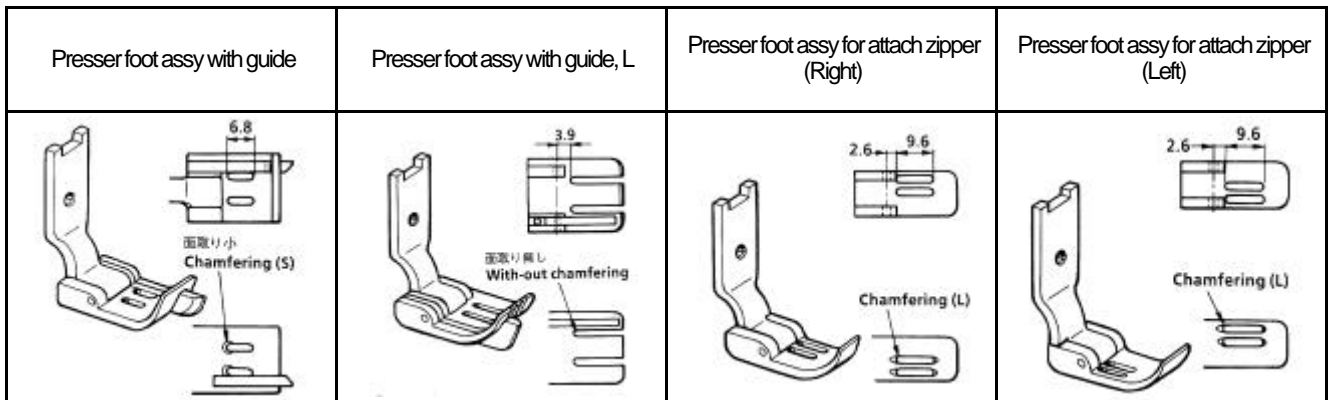


## Option parts

\*The presser foot assembly is different from normal parts.

\*The presser foot assembly with guide should be used with a maximum feed pitch of 4mm or less.

Name of parts	Needle gauge (inch) (mm)	Presser foot assy
Presser foot assy with guide	1/8 (3.2)	149311-001
	3/16 (4.8)	117281-001
	1/4 (6.4)	149312-001
Presser foot assy with guide, L	5/16 (7.9)	S13735-001
Presser foot assy for attach zipper (Right)	1/8 (3.2)	S14080-001
Presser foot assy for attach zipper (Left)	1/8 (3.2)	S33459-001



## B842 Mark II (For Thread trimmer)

### For normal

\*The thread trimming fixed knife (part No. S07527-001) and the installation screw (part No. 148539-101) are not provided with the needle plate, so they must be ordered separately if required.

\*In case of using over 1-1/2" (38.1 mm) gauge parts, it is required to make special machining on the arm-bed.

A maximum stitch width specification of 2" (50.8 mm) is available.

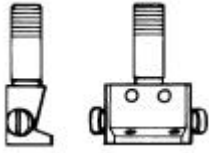
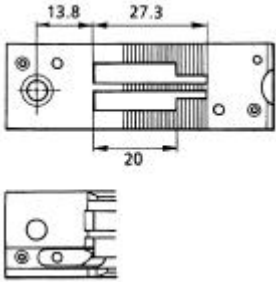
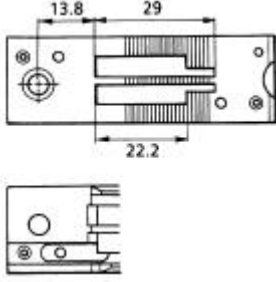
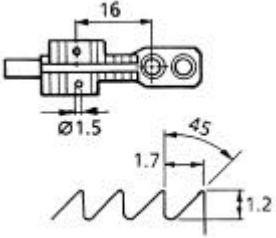
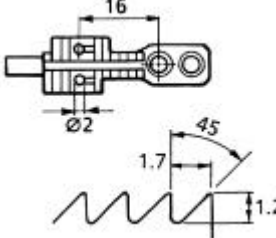

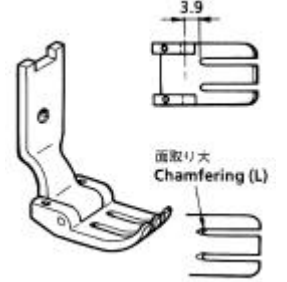
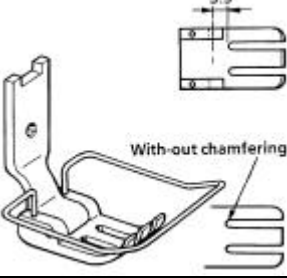
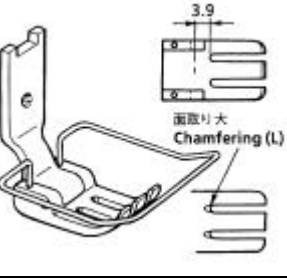
Please consult your Brother representative concerning delivery date and price.

\*The O symbol is a presser foot assembly with finger guard.

Needle gauge (inch) (mm)	Needle clamp assy	Needle plate		Feed dog		Presser foot assy	
		(-3) For medium materials	(-5) For heavy materials	(-3) For medium materials	(-5) For heavy materials	(-3) For medium materials	(-5) For heavy materials
2mm	S19862-001		S19864-001		S19866-001		S19867-001
3/32 (2.4)	158804-101		159398-001		148697-001		148679-001
2.8mm	S19905-001		S19907-001		S19909-001		S19910-001
1/8 (3.2)	158794-101	159400-001	155722-001	148698-001	148699-001	148685-001 S36550-001 O	148681-001 S36552-001 O
5/32 (4.0)	158796-101	158785-001	155724-001	148700-001	148701-001	148689-001	148683-001
3/16 (4.8)	158791-101	158784-001	155851-001	148702-001	148703-001	148687-001 S36554-001 O	148691-001 S36556-001 O
1/4 (6.4)	158792-101	158783-001	155853-001	148704-001	148705-001	148693-001 S36558-001 O	148695-001 S36560-001 O
5/16 (7.9)	158793-101	159402-001	155855-001	149692-001	149691-001	149689-001	149687-001
3/8 (9.5)	158798-101	149946-001	155857-001	149939-001	149938-001	149942-001	149940-001
1/2 (12.7)	158797-101	159404-001	149677-001	149676-001	149675-001	149673-101 O	149671-101 O
5/8 (15.9)	158795-101	149956-001	149954-001	149949-001	149948-001	149952-101 O	149950-101 O
3/4 (19.1)	158806-101		150526-001		150523-001		150524-101 O
7/8 (22.2)	158807-101		150534-001		150531-001		150532-101 O
1 (25.4)	158805-101	S32052-001	149966-001	S32055-101	149960-001	S32055-101 O	149962-101 O
1-1/8 (28.6)	S16102-001	S16104-001		S16107-101		S16107-101 O	
1-1/2 (38.1)	158800-101		S07391-001		S07390-001		S07388-101 O

# B842 Mark II (For Thread trimmer)

## For normal

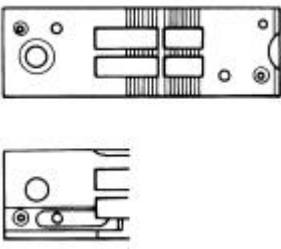
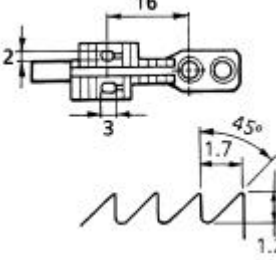

Needle clamp assy	Needle plate			
	(-3) For medium materials		(-5) For heavy materials	
				
Feed dog		Presser foot assy		
(-3) For medium materials		(-5) For heavy materials		
				
				

## For sewing without material

\*The needle plate, the feed dog and the presser foot assembly are different from normal parts.

\*Use gauge components of for sewing without material which have a maximum feed pitch of 4 mm or less.

Needle gauge (inch) (mm)	Needle clamp assy	Needle plate	Feed dog	Presser foot assy
3/16 (4.8)	158791-101	S20901-001	S20905-001	S20903-001
1/4 (6.4)	158792-101	S10507-001	S10509-101	S10510-001
7/8 (22.2)	158807-101	S14538-001	S14540-001	S14541-101 ○
1 (25.4)	158805-101	S14543-001	S14545-001	S14546-101 ○

Needle plate	Feed dog	Presser foot assy
		

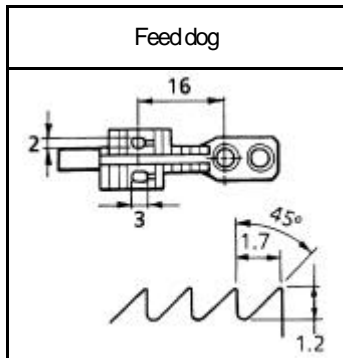


## **(-6) : For heavy materials**

\*-6 (for heavy materials) is a specification between -5 (for heavy materials) and -7 (for extra heavy materials).

\*The feed dog is different from normal parts.

Needle gauge (inch) (mm)	Needle clamp assy	Needle plate	Feed dog	Presser foot assy (Finger guard less)	Presser foot assy (With finger guard)
3/16 (4.8)	158791-101	155851-001	S07905-001	148691-001	S36556-001 ○
1/4 (6.4)	158792-101	155853-001	158756-001	148695-001	S36560-001 ○



## **For new synthetic fiber**

\*The feed dog and the presser foot assembly are different from normal parts.

\*The shape of the presser foot assembly is the same as for the standard part, but it has a special surface processing.

Needle gauge (inch) (mm)	Needle clamp assy	Needle plate	Feed dog	Presser foot assy (Finger guard less)
3/16 (4.8)	158791-101	158784-001	S36855-001	S36856-001
1/4 (6.4)	158792-101	158783-001	S36858-001	S36859-001

