


# LT2–B848 Mark II

Twin Needle Drop Feed Split Needle  
Bar Lock Stitcher

Twin Needle Drop Feed Split Needle  
Bar Lock Stitcher with Thread Trimmer



## Specifications

		-1
Application		For thin materials
Max. speed		3,000 rpm
Max. stitch length		4 mm
Needle bar stroke		33.4 mm
Thread take-up stroke		49.9 mm
Height of Presser foot	Presser bar lifter	7 mm
	Auto	13 mm (With thread wiper : 10 mm)
Height of feed dog		1 mm
Needle		DP×5 #9 – #14
Hook		Horizontal rotary hook (vertical axis)
Single needle stop device		Standard

		-400
Thread trimmer		Scissors type (Solenoid)
Thread wiper		Solenoid type
Quick reverse		Solenoid type

# LT2–B8480 Mark II

Twin Needle Drop Feed Split Needle  
Bar Lock Stitcher with Thread Trimmer  
and Ply Sensor



## Specifications

		-901
Application		For thin materials
Max. speed		3,000 rpm
Max. stitch length		4 mm
Height of presser foot	Presser bar lifter	7 mm
	Auto	8 mm
Height of feed dog		1 mm
Needle		DP×5 #14
Hook		Horizontal large rotary hook (vertical axis)
Single needle stop device		Standard
Thread trimmer		Scissors type (Solenoid)
Thread wiper		Solenoid type
Quick reverse		Solenoid type

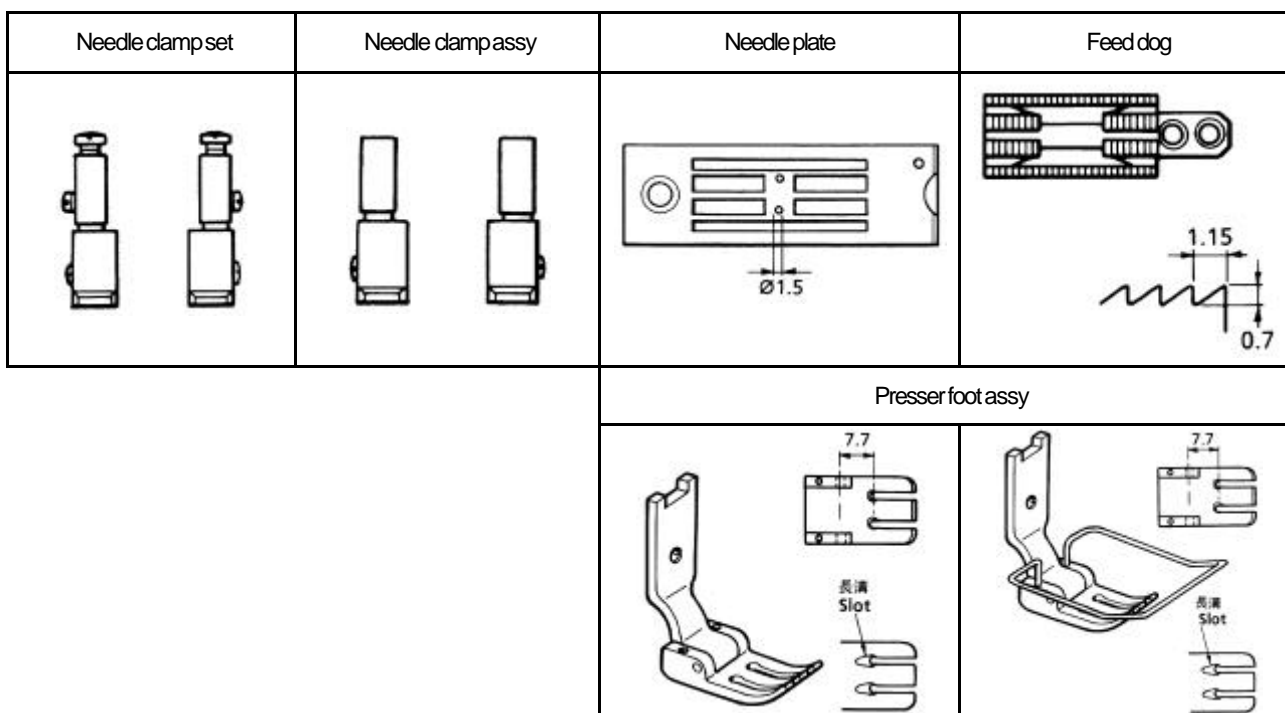
# B848 Mark II (For Standard)

## For normal

\*The specification with a maximum stitch width of 5/8" (15.9 mm) is available.

\*The ○ symbol is a presser foot assembly with finger guard.

Needle gauge (inch) (mm)	Needle clamp set	Needle clamp assy	Needle plate	Feed dog	Presser foot assy
1/8 (3.2)	L:S15711-001 R:S15712-001	L:S15713-001 R:S15714-001	S07686-001	S07696-001	S07393-001 S38544-001 ○
3/16 (4.8)	L:S15723-001 R:S15724-001	L:S15725-001 R:S15726-001	S07688-001	S07698-001	S07395-001 S38542-001 ○
1/4 (6.4)	L:S15735-001 R:S15736-001	L:S15737-001 R:S15738-001	S07689-001	S07699-001	S07397-001 S38543-001 ○
1/2 (12.7)	L:S15765-001 R:S15766-001	L:S15767-001 R:S15768-001	S07693-001	S07703-001	S07684-101 ○



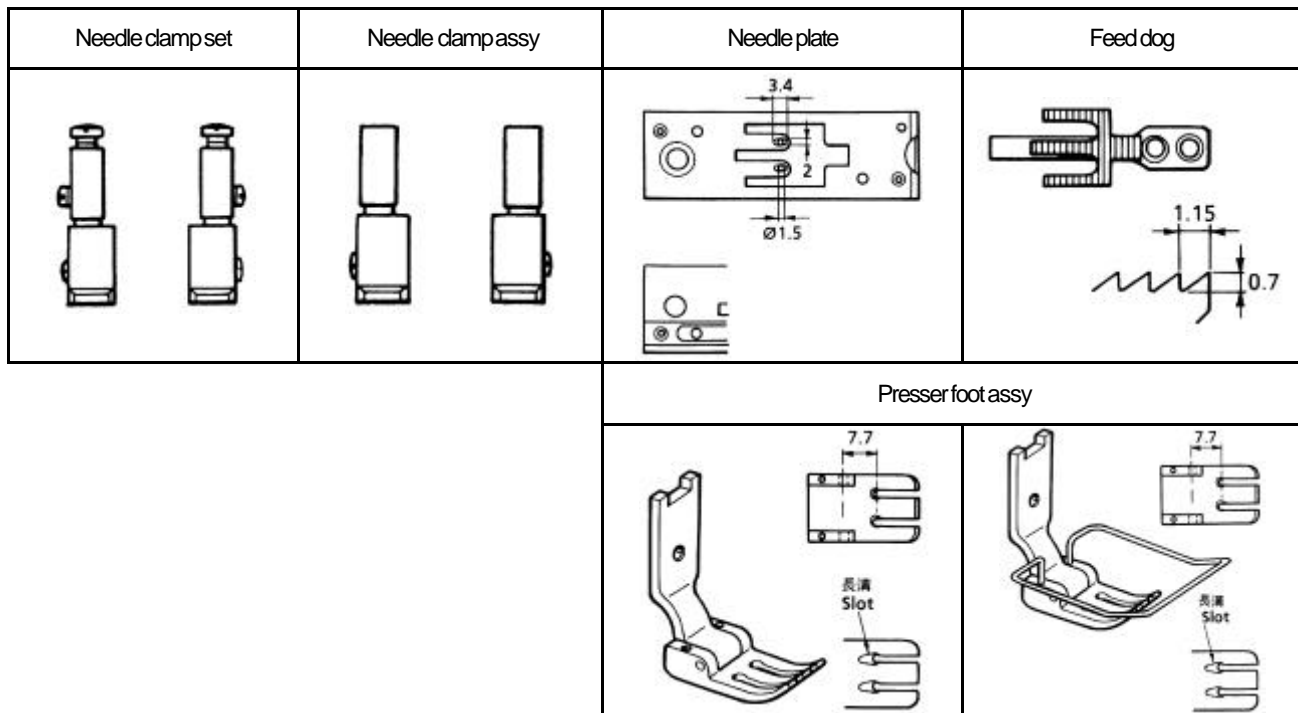
# B848 Mark II (For Thread trimmer)

## For normal

\*The specification with a maximum stitch width of 5/8" (15.9 mm) is available.

\*The O symbol is a presser foot assembly with finger guard.

Needle gauge (inch) (mm)	Needle clamp set	Needle clamp assy	Needle plate	Feed dog	Presser foot assy
1/8 (3.2)	L:S15711-001 R:S15712-001	L:S15713-001 R:S15714-001	S07401-001	S07409-001	S07393-001 S38544-001 O
3/16 (4.8)	L:S15723-001 R:S15724-001	L:S15725-001 R:S15726-001	S07403-001	S07410-001	S07395-001 S38542-001 O
1/4 (6.4)	L:S15735-001 R:S15736-001	L:S15737-001 R:S15738-001	S07405-001	S07411-001	S07397-001 S38543-001 O
5/16 (7.9)	L:S15747-001 R:S15748-001	L:S15749-001 R:S15750-001	S07676-001	S07680-001	S07682-001
3/8 (9.5)	L:S15753-001 R:S15754-001	L:S15755-001 R:S15756-001	S13621-001	S13623-001	S13624-001
1/2 (12.7)	L:S15765-001 R:S15766-001	L:S15767-001 R:S15768-001	S07678-001	S07681-001	S07684-101 O



# B8480 Mark II (With ply sensor and thread trimmer)

## For normal

\*The thread trimming fixed knife (part No. S07527-001) and the installation screw (part No. 148539-101) are not provided with the needle plate, so they must be ordered separately if required.

\*The ○ symbol is a presser foot assembly with finger guard.

Needle gauge (inch) (mm)	Needle clamp set	Needle clamp assy	Needle plate	Feed dog	Presser foot assy
3/16 (4.8)	L:S15723-001 R:S15724-001	L:S15725-001 R:S15726-001	S16437-001	S07410-001	S07395-001 S38542-001 ○
1/4 (6.4)	L:S15735-001 R:S15736-001	L:S15737-001 R:S15738-001	S16439-001	S07411-001	S07397-001 S38543-001 ○
5/16 (7.9)	L:S15747-001 R:S15748-001	L:S15749-001 R:S15750-001	S16441-001	S07680-001	S07682-001
3/8 (9.5)	L:S15753-001 R:S15754-001	L:S15755-001 R:S15756-001	S16443-001	S13623-001	S13624-001

