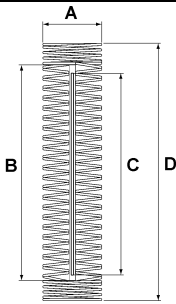


HE-8000

Electronic Lockstitch Button Holer

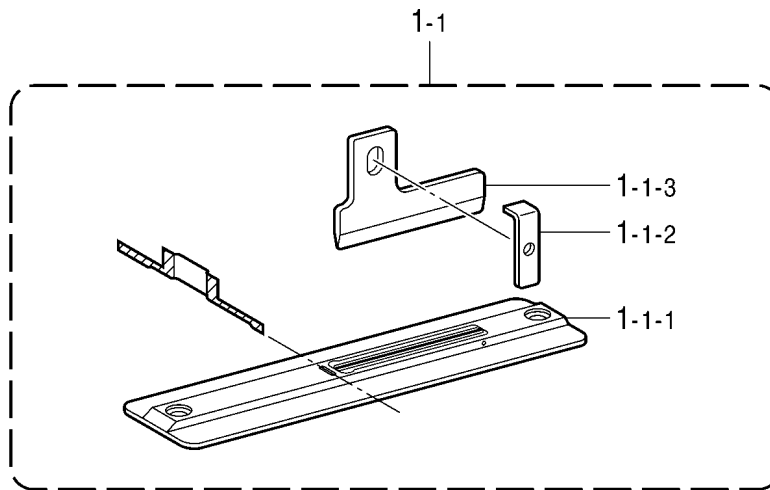


Specifications

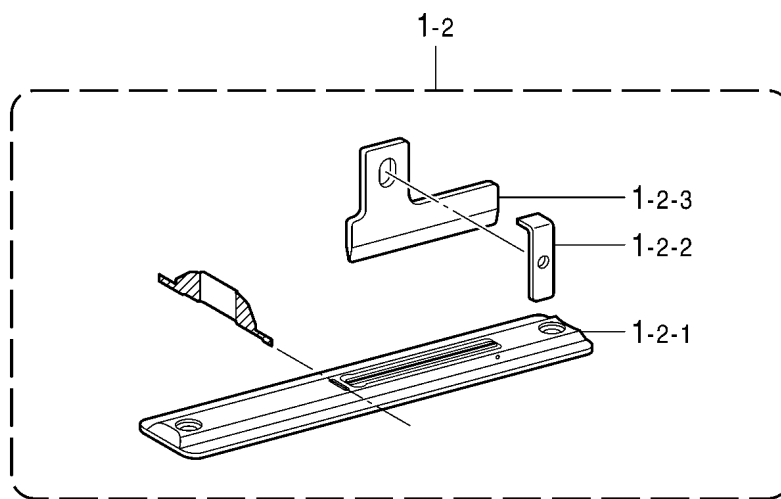
Subclass	-2	-3	-5
Main use	Buttonholes for clothing such as dress shirts, blouses, work clothes and women's clothes	Buttonholes for knitted garments such as knitted underwear, sweaters, cardigans and jerseys	Long belt holes for child seat, etc.
Button hole size	 <p>A: Max. = 6 mm B: Max. zigzag stitch length = 39 mm C: Knife length = 4.0 – 32 mm D: Max. button hole length = 40 mm</p>		<p>A: Max. = 6 mm B: Max. zigzag stitch length = 69 mm C: Knife length = 4.0 – 32 mm D: Max. button hole length = 70 mm</p>
Max. sewing speed	4,000 rpm		
Zigzag mechanism	Pulse motor driven mechanism		
Feed mechanism	Pulse motor driven mechanism		
Presser foot lifter mechanism	Pulse motor driven mechanism		
Height of presser foot	13 mm (Adjustable)		
Knife mechanism	Double position solenoid		
Lower thread holding device	Standard equipment		
Bobbin presser	Standard equipment		
Standard sewing pattern	21		
Memory pattern	90 パター / patterns		
Max. number of stitches / program	700 stitches (Over cycle program stitch number: 3,000)		
Needle	Other countries	Schmetz Nm134#90	Schmetz Nm134#75
			Schmetz Nm134#90
Data storage method	P-ROM (Custom made pattern can be added by BAS-PC/300)		
Power supply	Single phase 110V, 220V, 230V, 240V Three phase 220V, 380V, 400V, 415V 600VA		

Option parts

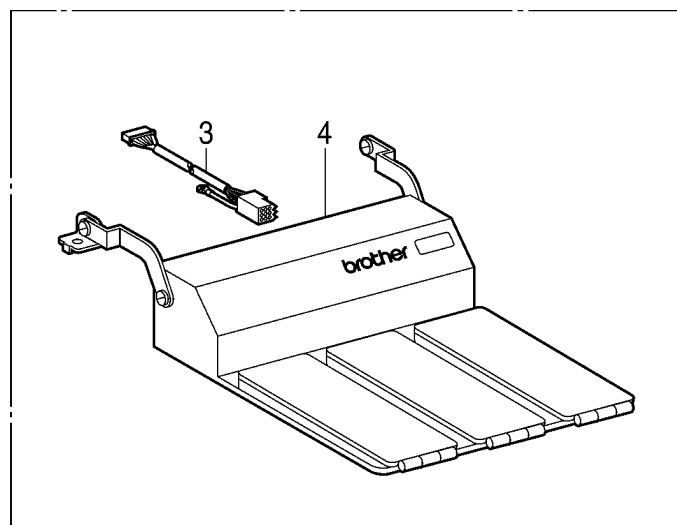
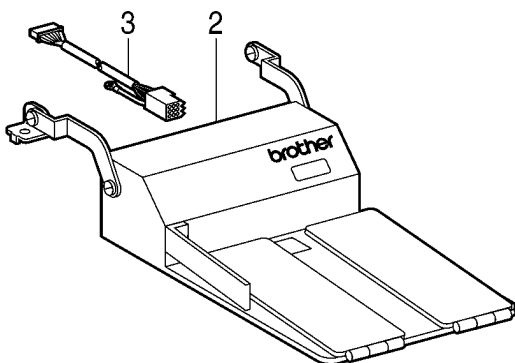
<For general materials>



<For knitted materials >



<For standing operation>

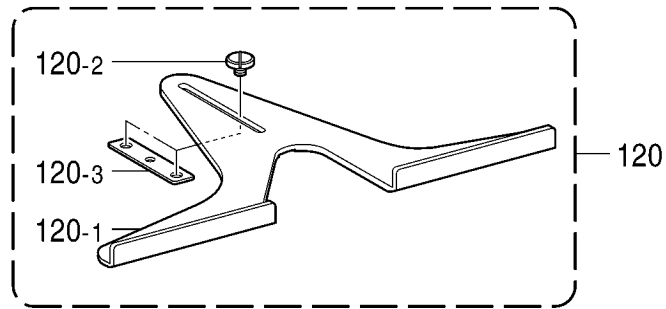
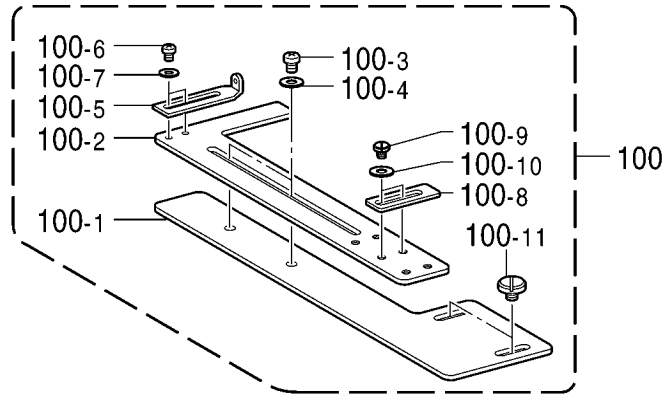


Option parts

Ref. No.	Part name	Part code	Q'ty
	"For general materials"		
	<Needle hole: 1.2 x 5.4 mm >		
1-1	Needle plate set, 1.2RB	S51361-001	1
1-1-1	Needle plate assy, 1.2S-RB	S50304-101	1
1-1-2	Cutter holder	S50297-001	1
1-1-3	Positioning plate	S50341-001	1
	<Needle hole: 1.4 x 7.3 mm>		
1-1	Needle plate set, 1.4RB	S51362-001	1
1-1-1	Needle plate assy, 1.4S-RB	S50309-101	1
1-1-2	Cutter holder	S50297-001	1
1-1-3	Positioning plate	S50341-001	1
	<Needle hole: 1.6 x 7.3 mm>		
1-1	Needle plate set, 1.6RB	S51363-001	1
1-1-1	Needle plate assy, 1.6S-RB	S50311-101	1
1-1-2	Cutter holder	S50297-001	1
1-1-3	Positioning plate	S50341-001	1
	"For knitted materials"		
	<Needle hole: 1.2 x 5.4 mm >		
1-2	Needle plate set, 1.2RB – 3	S51364-001	1
1-2-1	Needle plate assy, 1.2S-RB –3	S50313-101	1
1-2-2	Cutter holder	S50297-001	1
1-2-3	Positioning plate	S50341-001	1
	<Needle hole: 1.4 x 7.3 mm>		
1-2	Needle plate set, 1.4RB –3	S51365-001	1
1-2-1	Needle plate assy, 1.4S-RB –3	S50317-101	1
1-2-2	Cutter holder	S50297-001	1
1-2-3	Positioning plate	S50341-001	1
	<Needle hole: 1.6 x 7.3 mm>		
1-2	Needle plate set, 1.6RB –3	S51366-001	1
1-2-1	Needle plate assy, 1.6S-RB –3	S50319-101	1
1-2-2	Cutter holder	S50297-001	1
1-2-3	Positioning plate	S50341-001	1
	"For standing operation"		
2	Standing operation 2-pedal, #6	J80081-040	1
	<For 2 & 3-pedal>		
3	Harness,;S-OPE.	S47750-000	1
4	Standing operation 3-pedal, #40	J80380-040	1

*The needle plate RB set uses the elasticity of rubber to prevent the cutter from getting stuck and not returning. It also helps to keep the cutter blade sharp.

Accessories (Option parts)



Ref. No.	Part name	Part code	Q'ty
100	Ruler assy	S50477-001	1
100-1	Ruler, A	S06139-001	1
100-2	Ruler, B	S06140-001	1
100-3	Screw, pan SM4.37 – 40 × 5	062680-512	2
100-4	Washer, plain M4.37	025680-232	2
100-5	Thread trimmer support	146000-001	1
100-6	Screw, pan SM3.57 – 40 × 4	062670-412	2
100-7	Washer	105161-003	2
100-8	Balancer	141620-001	1
100-9	Screw, SM4.37	101671-002	2
100-10	Washer, plain S 4.37	025680-132	2
100-11	Screw, SM4.37	S36522-001	2
120	Ruler assy, 800E	S50350-001	1
120-1	Ruler	S50476-001	1
120-2	Screw, SM4.37	S36522-001	2
120-3	Ruler spacer	S50351-001	1

Option

Exchange parts set

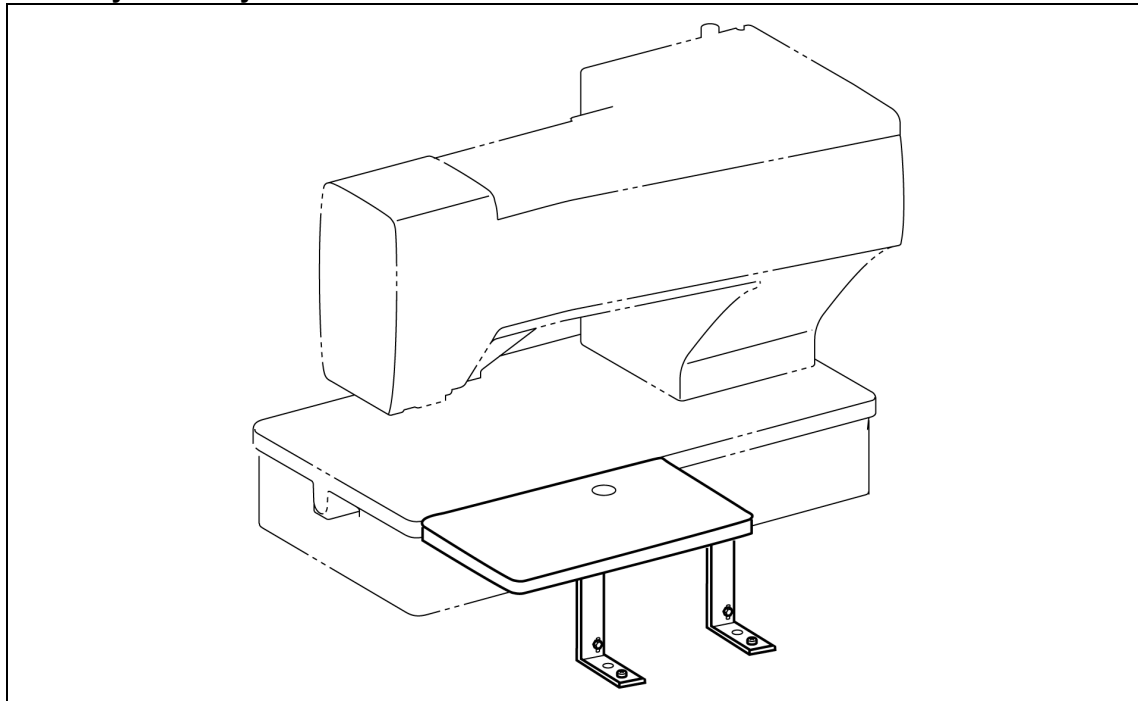
Part name	Part code	Remarks
Exchange parts set. -70	S54501-001	Following the directions of the instruction manual, specification can be changed easily.

*If users who already have LH4-B800E want to sew long holes, please order the exchange parts set.

*Long hole specification is only available with the control PROM (S50488-000) version MN-C or later.

*When replacing the control PROM MN-A or MN-B with MN-C, replace the cutter sensor setting plate (S50365-101) together.

Auxiliary table assy



Part name	Part code	Q'ty
Auxiliary table assy	S53996-001	1

Gauge parts list

Cutter

<p>S51117-001</p>	<p>S51290-001</p>	<p>S51351-001</p>	<p>★S51352-001</p>	<p>S51353-001</p>	<p>S51354-001</p>
<p>S51355-001</p>	<p>S51356-001</p>	<p>S25642-001</p>	<p>S51357-001</p>	<p>★S51358-001</p>	
<p>S51359-001</p>		<p>S51360-001</p>		<p>S01271-001</p>	<p>S01272-001</p>
<p>S01273-001</p>	<p>S03280-001</p>	<p>S01274-001</p>	<p>S01275-001</p>	<p>S01276-001</p>	<p>S35630-001</p>

*The cutter indicated with the mark ★ is a standard part. S51352-001 is a standard part for -2 and -3, and S51358-001 is for -5.

Gauge parts list

*1 Work clamp assy, w/finger guard

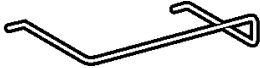



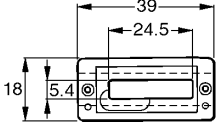
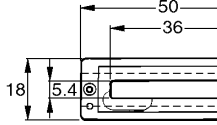
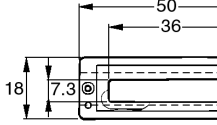
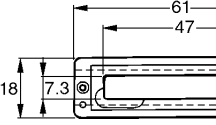
*2 Work clamp assy




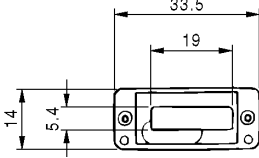
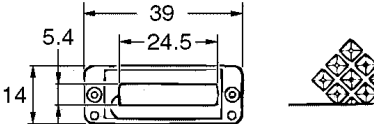
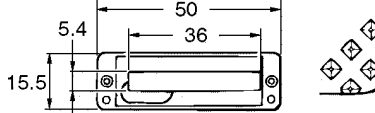
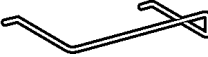


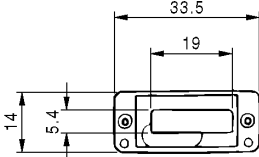
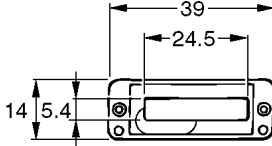
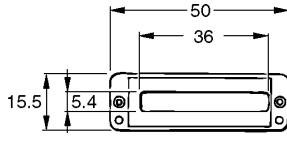
*3 Finger guard

*4 Work clamp

*The work clamp assy indicated with the mark ★ is a standard part.

*The rubber of the work clamp assy indicated with the mark ◆ is harder.

<For "2">				
1	S37101-102 (16 mm RS)	S37100-102 (25 mm RS)	S55347-002 (25 mm RSW)	S37109-102 (32 mm RS)
2	159764-202 (16 mm RS)	★159765-202 (25 mm RS)	S55346-002 (25 mm RSW)	159766-202 (32 mm RS)
	◆159764-201 (16 mm RS)	◆159765-201 (25 mm RS)		◆159766-201 (32 mm RS)
3	159079-000	159080-000	159080-000	159081-000
				
	159761-002	159762-002	S55345-002	159763-002
4				

<-2 & -5 用 / For-2 & -5>			
1	S37115-001 (12.7 mm)	S37104-101 (16 mm)	S37105-101 (25 mm)
2	S00643-001 (12.7 mm)	159072-201 (16 mm)	159074-201 (25 mm)
3	S00660-000	159079-000	159080-000
			
	S00644-001	147113-001	159579-001
4			
1	S37116-001 (12.7 mm R)	S37107-101 (16 mm R)	S37108-101 (25 mm R)
2	S03291-001 (12.7 mm R)	158982-201 (16 mm R)	159217-201 (25 mm R)
3	S00660-000	159079-000	159080-000
			
	S03292-001	159581-001	159582-001
4			

Gauge parts list

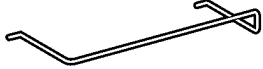
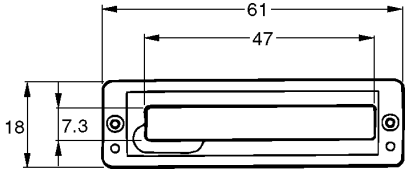
*1 Work clamp assy, w/finger guard


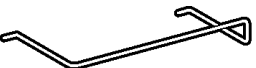
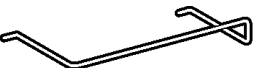

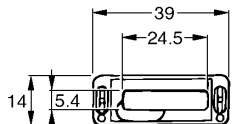
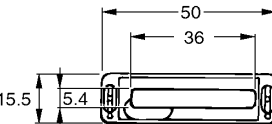
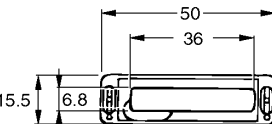
*2 Work clamp assy


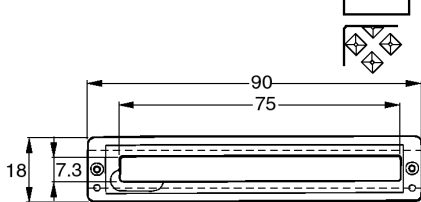
*3 Finger guard

*4 Work clamp

*The work clamp assy indicated with the mark ★ is a standard part.

<For-2 & -5>	
1	S37106-101 (32 mm R)
2	159076-201 (32 mm R)
3	159081-000 
	159580-001 

<For "3">				
1	S37103-101 (16 mm)	S37102-101 (25 mm)	S55350-001 (25 mm W)	S37110-001 (32 mm)
2	S01466-201 (16 mm)	★S01467-201 (25 mm)	S55349-001 (25 mm W)	S01468-201 (32 mm)
3	159079-000 	159080-000 	159080-000 	159081-000 
	4	145136-001 	144630-001 	S55348-001 

< For "-5">	
1	S54518-001
2	★S54514-001 (70 mm)
3	S54517-000 
	S54515-001 

Gauge parts list

Needle plate

*The needle plate indicated with the mark ★ is a standard part.

<For "2">		
S50663-001 (1.2 mm S)	★S50664-001 (1.4 mm S)	S50665-001 (1.6 mm S)

<For "3">		
★S51248-101 (1.2 mm)	S51249-101 (1.4 mm)	S51250-101 (1.6 mm)

<For "2 & -5">	
S55344-001 (1.2 mm)	★S54522-001 (1.4 mm)

*S54522-001 is a standard part only for -5.

For flat cutter

<For "2">	
Needle plate	Plastic plate
S50321-001 (1.2 mm S)	151843-001

<For "3">	
Needle plate	Plastic plate
S50322-101 (1.2 mm S)	156612-001