












BAS-550

Automatic Chainstitch Button Sewer



Specifications

Subclass	-001 -002	-003 -004	-005 -006	-101 -102	-103 -104	-105 -106
Sewing pattern	Invert "C" shape 	"Z" shape 	"X" shape 	Invert "C" shape 	"Z" shape 	"X" shape 
	Without cross over stitch 		Without cross over stitch 	Without cross over stitch 		Without cross over stitch 
Machine head	CB3-B917 (Chainstitch button sewer with thread trimmer)					
Sewing speed	1,500 rpm					
Button size	9 – 22 mm					
Button thickness	1.8 – 3.5 mm					
Feed mechanism	Clamp feeding by DC motor					
Feed length X-Y	2.5 – 6.5 × 0 – 6.5 mm					
Height of presser foot	14 mm					
No. of stitches	8, 16, 32, 6, 12, 24					
Needle	TQ × 1 #16					
Thread trimmer	Yes					
Auxiliary feed device	No			Yes		
Minimum feeding	1 mm					
Button feed time	0.35 sec.					
Button loading	Rear loading					
Button arrangement	Vibration bowl, front-back discrimination					
Individual feeding	Solenoid					
Machine starter	Solenoid					
Air consumption	Max. 23.5 l / min. 2 compressors of 0.375 kW each					
Power supply	Three phase 220 V, 380 V, 415 V					
Machine dimensions	2,050 (L) × 800 (W) × 1,650 (H) mm					

	Size	A	40 - 399 mm
		B	12 - 25 mm
		C	150 - 600 mm (Max. 1,150 mm)
		D	25 - 600 mm
	Type of button	2 or 4-hole flat button	
No. of buttons	2 - 10 pcs.		
No. of patterns	10 patterns		

*For gauges, refer to BA-10 · BA-16 “Gauge parts list”.

Option

Part name	Part code	Q'ty
Auxiliary feed attachment	S04608-009	1