

LK3–B430E

LK3–B431E

LK3–B433E

Electronic Lockstitch Bar Tacker

Electronic Lockstitch Belt Loop Bar Tacker

Electronic Lockstitch Decorative Pattern Tacker



Specifications

	LK3–B430E Electronic lockstitch bar tacker	LK3–B431E Electronic lockstitch belt loop bar tacker	LK3–B433E Electronic lockstitch decorative pattern tacker
Application	Thin · Medium · Heavy	Medium materials	Thin · Medium · Heavy
Stitch formation	Single needle lock stitch		
Max. sewing speed	2,500 rpm	2,000 rpm	
(X × Y) Max. pattern size	Max. 30 × 10 mm		Max. 30 × 30 mm
Feed mechanism	R–θintermittent feed mechanism (pulse–motor driven mechanism)		
Stitch length	0.1–10.0 mm		
No. of stitches	Variable (14, 19, 21, 28, 29, 30, 35, 42, 45, 56, 64 stitches pre–set)		Variable
Max. stitch number	5,000 stitches (including 4,000 stitches which can be added.)		
Work clamp lifter	Solenoid type		
Work clamp height	17mm max.		
Hook	Shuttle hook (shuttle hook 1.8, optional)		
Wiper device	Standard equipment		
Thread trimmer device	Standard equipment		
Data storage method	PROM (Any sewing pattern can be added using BAS–PC300.)		
No. of stored data	30 sewing patterns are set already	6 sewing patterns are set already.	
	(Up to 50 patterns can be added. Total number of stitches of stored data which can be added is within 4,000.)		
Motor	Three phase 400W induction motor		
Weights	Machine head: 47kg Control box: 9–19kg (depending on destination)		
Power supply	Single phase 220–230V Three phase 220, 380, 400, 415V Maximum electric power consumption: 600VA		

Main use

Jeans...Belt loop attachment, pocket top, front, crotch

Slacks...Belt loop attachment, side-pocket top, rear pocket, front jackets, foundation garments, underwear, etc.




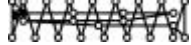




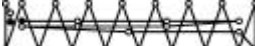


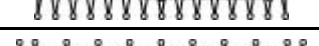

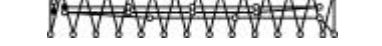
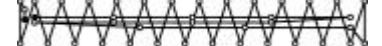

LK3-B430E

Subclass			
	Materials	Needle type	Sewing speed (rpm)
1	Ordinary materials	DP × 5 #16	1,000–2,000◎○
5			
2	Denim	DP × 17 NY #19	1,000–2,500
7	Knitted materials	DP × 5 #9	1,000–2,000◎



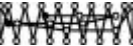






◎: To prevent thread breakage due to heat, set the sewing speed to a maximum of 2,000 rpm for sewing ordinary materials and knitted materials.






○: For subclasses –1 and –5, standard work clamp and feed plate are different.

LK-B430E List of pre-programmed patterns

	Program No.	Sewing pattern	No. of stitches	Pattern size X-Y (mm)
Ordinary materials	08		21	7 × 2
	20		28	7 × 2
	21		35	7 × 2
	05		29	10 × 2
	13		35	10 × 2
	15		42	10 × 2
	04		30	16 × 2
	01		42	16 × 2
Denim	06		29	16 × 3
	14		35	16 × 3
	16		42	16 × 3
	03		35	20 × 3
	02		42	20 × 3
	17		42	24 × 3
	18		56	24 × 3
	19		64	24 × 3

LK-B430E List of pre-programmed patterns

	Program No.	Sewing pattern	No. of stitches	Pattern size X-Y (mm)
Knitted wear	22		14	7 × 2
	09		21	7 × 2
	07		28	8 × 2
Straight tacking	10		21	10 × 0
	11		28	10 × 0
	12		28	20 × 0
	23		35	25 × 0
	24		42	25 × 0
	25		45	25 × 0

Program No.	Vertical bar tacking		Vertical straight tacking		
	26	27	28	29	30
Sewing pattern					
No. of stitches	28	35	19	21	28
Pattern size X × Y (mm)	3 × 10	3 × 10	0 × 10	0 × 10	0 × 10

LK3-B431E

Size of presser foot and feed plate (mm)	
2	
3	

*A presser foot and feed plate for sewing area 30 × 10mm can be accommodated by special order.

LK-B431E List of pre-programmed patterns

	Program No.	Sewing pattern	No. of stitches	Pattern size X-Y (mm)
Belt loop	01		21	10 × 0
	02		28	10 × 0
	03		28	20 × 0
	04		35	25 × 0
	05		42	25 × 0
	06		42	25 × 0

LK3-B433E

*The presser foot, feed plate and P-ROM can be ordered and manufactured to the customers' detailed specifications.










LK3-B433EX

Materials	
1	Ordinary materials
2	Denim
7	Knitted materials

*If you wish to create sewing patterns or modify the presser foot and feed plate yourself, please order the LK3-B433EX. (At the time of shipment, the P-ROM for the B433EX will be blank and the presser foot and feed plate will be unmodified.)

Gauge parts list

[Model LK3-B430E]










Model	B430E			
Subclass	-2	-1	-5	-7
Use	For denim		For general clothing	
Part name	For denim		For knitted wear	
Needle hole plate 	Needle hole plate E (φ2.6) S10212-101	Needle hole plate F (φ2.2) S10213-001	Needle hole plate A (φ1.6) S10211-001	
Shuttle hook box assy 	Shuttle hook assy, B w/box 152687-902	Shuttle hook assy, A w/box 152685-903		
Shuttle race body 	Shuttle race body B 152686-101	Shuttle race body A 152682-101		
Tension spring 	Tension spring 107606-001	Tension spring 104525-001		
Spring 	Spring B 144588-001	Spring 145519-001		
Shuttle race base assembly 	Shuttle race base assembly S02427-201		Shuttle race base assembly for knitted wear S37976-001	
Needle bar thread guide 	Needle bar thread guide A 152890-001	Needle bar thread guide B S41222-001	Needle bar thread guide A 152890-001	
Needle	Needle assy, DP × 17 NY(#19) S37928-419	Needle assy, DP × 5 NY(#16) S37929-416	Needle assy, DP × 5 NY(#9) S37929-409	
Presser arm assembly	Presser arm assembly for denim use S48647-109	Presser arm assembly S48648-109	Presser arm assembly for knitted material use S48649-109	
	Spring	Spring D S48646-001		
Work clamp 	5.6 × 23 (3mm) R. 153608-101 L. 154527-001	4 × 18 (2mm) R. 152777-001 L. 152778-001	4 × 12 (2mm) R. 152779-001 L. 152780-001	
Feed plate 	153610-101	12 × 31 (Submerged-type L) 153055-201	12 × 24 (Submerged-type S) 153207-201	5 × 13 (For 2 mm use) 152791-201
Movable knife assy	Movable knife assy S10205-001			

*◎: Common with the LK3-B430.

○: Common with the BAS-304A.

Gauge parts list

[Models LK3-B431E, B433E]

Model	B431E		B433E		
Subclass	-2	-3	-		
Use	For general clothing		For denim	For general clothing	For knitted wear
Part name					
Needle hole plate 	Needle hole plate F (φ2.2) S10213-001		Needle hole plate E (φ2.6) S10212-101	Needle hole plate F (φ2.2) S10213-001	Needle hole plate A (φ1.6) S10211-001
Shuttle hook box assy 	Shuttle hook assy, A w/box 152685-903		Shuttle hook assy, B w/box 152687-902	Shuttle hook assy, A w/box 152685-903	
Shuttle race body 	Shuttle race body A 152682-101		Shuttle race body B 152686-101	Shuttle race body A 152682-101	
Tension spring 	Tension spring 104525-001		Tension spring 107606-001	Tension spring 104525-001	
Spring 	Spring 145519-001		Spring B 144588-001	Spring 145519-001	
Shuttle race base assembly 	Shuttle race base assembly S02427-201				Shuttle race base assembly for knitted wear S37976-001
Needle bar thread guide 	Needle bar thread guide B S41222-001		Needle bar thread guide A 152890-001	Needle bar thread guide B S41222-001	Needle bar thread guide A 152890-001
Needle	Needle assy, DP × 5 NY(#16) S37929-416		Needle assy, DP × 17 NY(#19) S37928-419	Needle assy, DP × 5 NY(#16) S37929-416	Needle assy, DP × 5 NY(#9) S37929-409
Presser arm assembly 	Presser arm assembly 431-S S41227-009	Presser arm assembly 431-L S41228-009	Presser arm assembly B S40647-009	Presser arm assembly A S40646-009	
	Spring	-	-	Spring B 153569-001	Spring A 153568-001
	Work clamp	Work clamp 431-S 154416-101	Work clamp 431-L 154417-101	-	-
Feed plate 	Feed plate S 154419-201	Feed plate L 154420-201	-		
Movable knife assy	Movable knife (L) assy S40934-001		Movable knife assy S10205-001		

*◎: Common with the LK3-B430.

○: Common with the BAS-304A.

Gauge parts list

Standard

[Models LK3-B430E, B431E]

Model	B430E				B431E	
Spec.	-1	-5	-2	-7	-2	-3
R	152777-001	152779-001	153608-101	152779-001	154416-101	154417-101
L	152778-001	152780-001	154527-001	152780-001		
Work clamp						
Feed plate	153055-201	153207-201	153610-101	152791-201	154419-201	154420-201

*The actual sewing area has a 1.5mm margin on every side; inside the lines which the dimensions indicate.

*The movable knife assy (S10205-001) and the fixed knife (S10210-201) are used.

Option

[Models LK3-B430E, B431E, B433E]

Work clamps R & L	152781-001 (For denim)	153201-001 (PL)	153203-001 (PS)	S00906-001 (1 inch)	S33747-001 (30mm)
	152782-001 (For denim)	153202-001 (PL)	153204-001 (PS)	S00907-001 (1 inch)	S33748-001 (30mm)
Feed plate					
	152792-001 (/ For denim)	153205-201 (PL)	153206-201 (PS)	S00908-001 (1 inch)	S33749-001 (30mm)
	152790-201 PM	154553-001 MS			

*Each work clamp pair is used in combination with the feed plate directly below them.

Option

[Models LK3-B430E, B431E, B433E]

Needle hole plate	A	S10211-001	AF	S51449-001	BZ	S41013-001	D	S29997-001	E	S10212-101
	-7 (For knitted wear)		-1, -5 (For general clothing)		-2 (For denim)					
	ED	S30925-001	F	S10213-001	FD	S30926-001	H	S30450-001	L	S25127-001
M	S34348-001									

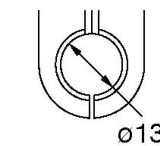
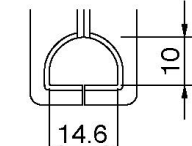
Option

[Models LK3-B430E, B431E, B433E]

R	S46771-001 (For straight bar tacking)	S46771-001 (For straight bar tacking / submerged)	S46774-001 (For vertical bar tacking)	S46774-001 (For vertical straight bar tacking / submerged)
L	S46770-001 (For straight bar tacking)	S46770-001 (For straight bar tacking / submerged)	S46773-001 (For vertical bar tacking)	S46773-001 (For vertical bar tacking / submerged)
Work clamp, U				
Feed plate	S46769-001 (For straight bar tacking)	S46781-001 (For straight bar tacking / submerged)	S46772-001 (For vertical bar tacking)	S46782-001 (For vertical straight bar tacking / submerged)

Option

[Models LK3-B430E, B431E, B433E]

R	S46777-001 (For circular stitching)	S46780-001 (For crescent bar tacking)
L	S46776-001 (For circular stitching)	S46779-001 (For crescent bar tacking)
Work clamp, U		
Feed plate	S46775-001 (For circular stitching)	S46778-001 (For crescent bar tacking)
	