


DA-9280

Three Needle (Twin Needle) Feed Off
The Arm Double Chain Stitcher



Specifications

Specifications

	-5		-7		-C		-D	
Use	Heavy materials		Extra heavy materials (denim)		Heavy materials, with puller		Extra heavy materials (denim), with puller	
Puller	No				Yes			
Sewing speed	3,600 rpm * 4,000 rpm				3,600 rpm			
No. of needles	2	3	2	3	2	3	2	3
Needle (SCHMETZ TV ×5)	#130		#140		#130		#140	
Needle gauge (mm)	4.8 (3/16)	5.6 (7/32) 6.4 (1/4) 8.0 (5/16) 9.6 (3/8)	6.4 (1/4)	6.4 (1/4) 8.0 (5/16) 9.6 (3/8)	4.8 (3/16)	6.4 (1/4)	6.4 (1/4)	6.4 (1/4) 8.0 (5/16) 9.6 (3/8)
Max. stitch length	4.2 mm							
Needle bar stroke	35 mm							
Height of stepping foot	11 mm							
Feed dog height	1.2 – 1.5 mm							
Min. arm size	171 mm							

*3,600 rpm for normal operation

When sewing at a speed of 4,000 rpm, the needle thread cooler (available as an option) should be used.

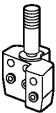

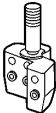
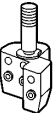


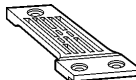


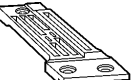
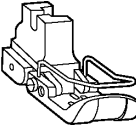
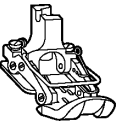
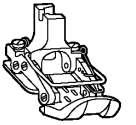
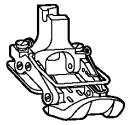
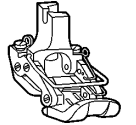
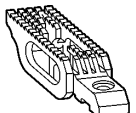
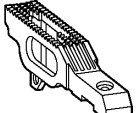
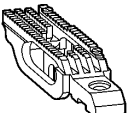
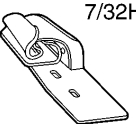
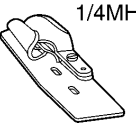
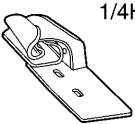
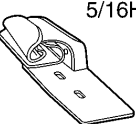
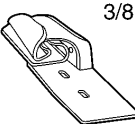
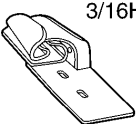




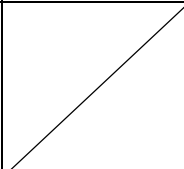



Motor

Power	Motor
Single-phase	2-pole, 400 W motor
Three-phase	2-pole, 400 W motor


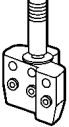
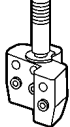
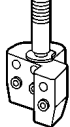

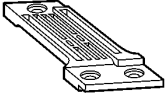
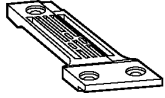
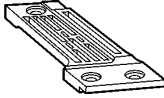
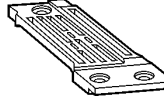
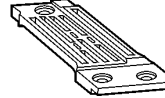
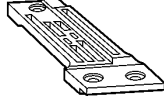
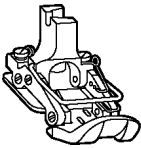
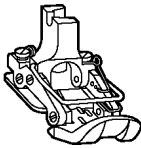
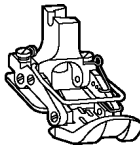
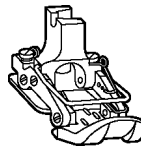
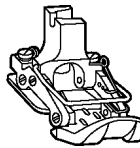
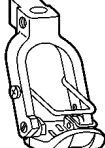
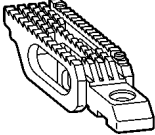
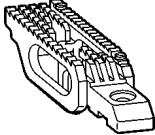
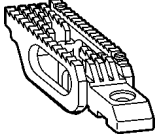
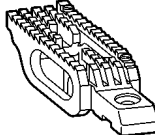
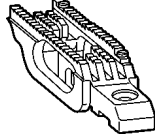
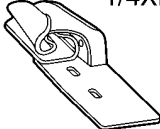
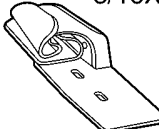

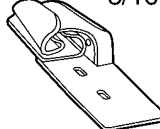







Motor pulley and V-belt (For export)

Pulley O. D.		85	90	95	100	105	110	115	120	125	130
Belt size (inches)			M45	→		M46		→		M47	
				←				←			→
Sewing speed (rpm)	50Hz					3100			3600		4000
	60Hz	3100			3600		4000				

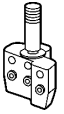

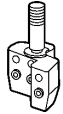
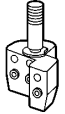
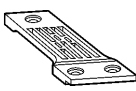
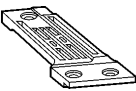
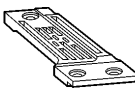
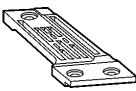
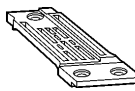
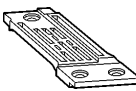





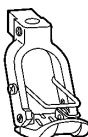
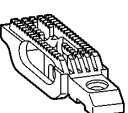
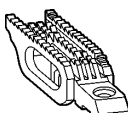
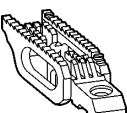

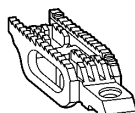
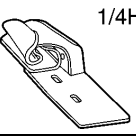
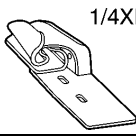
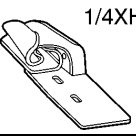
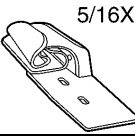
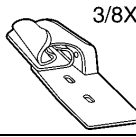






GAUGE PARTS LIST

Name of part	-5					
	Heavy materials					
	2.8 mm × 2 [7/64 × 2]	3.2 mm × 2 [1/8 × 2]	3.2 mm × 2 [1/8 × 2]	4.0 mm × 2 [5/32 × 2]	4.8 mm × 2 [3/16 × 2]	4.8 mm [3/16]
Needle clamp with screw	183952-001 	181716-001 		181723-001 	181722-001 	183954-001 
Needle	S43401-021 TV × 5 #130					
No. of needles	3					2
Needle plate	S40790-001 	S13042-001 		S40787-001 	S40783-001 	159583-001 
Presser foot assy	S40788-001 	S40386-001 		S40785-001 	S40781-001 	159584-201 
Feed dog	S13045-101 			S40784-001 		159588-001 
Lapper assy	111171-001 7/32H 	101561-001 1/4MH 	101564-001 1/4H 	111177-001 5/16H 	111183-001 3/8H 	159609-001 3/16H 
Looper (S)	S40375-001 			S40395-001 		S40375-001 
Looper (M)	S40376-001 					
Looper (L)	S40377-001 			S40396-001 		S40377-001 

GAUGE PARTS LIST

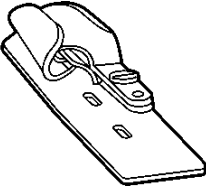
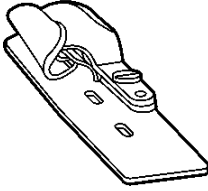
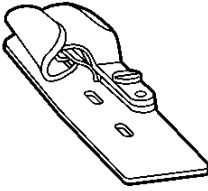
-7					-C
Extra heavy materials					Heavy materials
6.4 mm [1/4]	3.2 mm × 2 [1/8 × 2] Height difference 1.0	3.2 mm × 2 [1/8 × 2] Height difference 1.9	4.0 mm × 2 [5/32 × 2]	4.8 mm × 2 [3/16 × 2]	4.8 mm [3/16]
183978-001 	181716-001 		181723-001 	181722-001 	183954-001 
S43401-022 TV × 5 #140					S43401-021 TV × 5 #130
2	3				2
147867-001 	S18086-001 	148864-001 	148944-001 	148927-001 	159614-001 
147868-201 	S18081-201 	148865-201 	148945-201 	148928-201 	159615-101 
148971-001 	S18084-101 	148867-101 	148932-101 		159616-001 
147302-001 1/4XH 		148951-001 5/16XH 		148936-001 3/8XH 	159609-001 3/16H 
S40375-001 			S40395-001 		S40375-001 
/	S40376-001 				/
S40377-001 			S40396-001 		S40377-001 

GAUGE PARTS LIST

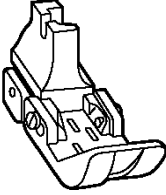
Name of part	-C		-D			
	Heavy materials		Extra heavy			
	3.2 mm × 2 [1/8 × 2] Difference: 0	6.4 mm [1/4]	3.2 mm × 2 [1/8 × 2] Difference: 1.0	3.2 mm × 2 [1/8 × 2] Difference: 1.9	4.0 mm × 2 [5/32 × 2]	4.8 mm × 2 [3/16 × 2]
Needle clamp with screw	181716-001 	183978-001 		181723-001 	181722-001 	
Needle	S43401-021 TV × 5 #130		S43401-022 TV × 5 #140			
No. of needles	3		2	3		
Needle plate	156175-001 	150666-001 	S01634-001 	150667-001 	151486-001 	151478-001 
Presser foot assy	156179-101 	150668-101 	S01632-101 	150672-101 	151487-101 	151479-101 
Feed dog	156182-101 	150673-001 	S01635-101 	150675-101 	151483-101 	
Lapper assy	101564-001 1/4H 	147302-001 1/4XH 	147302-001 1/4XH 		148951-001 5/16XH 	148936-001 3/8XH 
Looper (S)	S40375-001 				S40395-001 	
Looper (M)	S40376-001 	/		S40376-001 		
Looper (L)	S40377-001 				S40396-001 	

OPTION PARTS LIST

Lapper assy


For medium materials		
111168-001 7/32MH	111174-001 5/16MH	111180-001 3/8MH
		

Presser foot assy

For heavy materials
S13043-101


Optional device

Chain cutter device



Part name	Part code	Q'ty
For export		
Chain cutter device	S45226-002	1

*This device can be used for puller device spec. only.

Needle thread cooler

Needle thread cooler		
Part name	Q'ty	Code
Thread collar tank assy	1	S58045-001
Taptite, cup B M3x12	2	087311-215
Felt	1	S08761-100
Thread guide	1	S58047-001
Screw, pan SM4.37-40x7	2	062680-712
Silicone oil	1	S06704-001