


# DB2-B737 Mark II

Single Needle Straight Lock Stitcher  
with Thread Trimmer



## Model

DB2-B737 MarkII- □□□ / □□□

	Function			Application		Operation panel
	Quick back	Thread wiper	Presser foot lifter			
11*1	—	—	—	1	Thin materials	E-0
31	○	—	—	3	Medium materials	F-20
41	○	○	—	5	Heavy materials	F-40
71*1	○	○	○ (Pneumatic)			F100
83*2	○	—	○ (Solenoid)			
91	○	○	○ (Solenoid)			
93	○	○	○ (Solenoid)*3			

\*2 Function 83 is only for Japan.

\*3 Presser foot lifter for function 93 is built-in head type.

## Specifications

		□□1	□□3	□□5
Application		Thin materials	Medium materials	Heavy materials
Max. speed		4,000 rpm	5,000 rpm	3,500 rpm
Max. stitch length		4.2 mm		5 mm
Needle bar stroke		31 mm		35 mm
Thread take-up stroke		57.4 mm		61 mm
Height of presser foot	Manual	6 mm		
	Knee	13 mm		
	Auto	10 mm		
Feed dog	Type	4 row		4 row (rough)
	Height	0.8 mm		1.2 mm
Needle		DB x 1 #11		DB x 1 #22
Hook		Rotary hook for thread trimming		
Bed size		476 x 178 mm		
Arm pocket size		266.5 x 134.5 mm		

## Motor specifications

High sewing speed	215 rpm to the maximum (Changeable)
Low sewing speed	215 rpm
Front/continuous backtacking speed	215 rpm to 1,800 rpm (Changeable)
End backtacking speed	1,800 rpm
Motor	AC servomotor (3-phase/single-phase 4 pole 400 W, 100 – 240 V)
Control circuit	Microcomputer

## Operation panel

F-100



F-40
















F-20 \*1



E-0 \*1



## Panel operation guide

Basic function					
Panel		F-100	F-40	F-20	E-0
Switch					
<b>AUTO</b>	Automatic sewing	○	○	○	—
	Start backtack (0-9)	○	○	○	—
	End backtack (0-9)	○	○	○	—
	Continuous backtack (0-9)	○	○	—	—
	Correction sewing	○	○	○	—
	Half stitch	○	○	○	—
	Sewing speed setting	○	○	○	—
	Slow start sewing	○	○	○	—
	Needle up stop / Needle down stop	○	○	○	—
Pattern sewing					
	Normal lock stitch	○	○	○	○
	Fixed stitch (1-99)	○	○	○	—
	Name label stitch (1-99)	○	○	—	—
	Pleats presser stitch (1-99)	○	○	—	—
<b>PATTERN</b>	Pattern stitch	○	—	—	—
Pattern setting					
	Automatic thread trimming	○	○	○	—
	Automatic presser foot lifting	○	—	—	—
<b>BACK</b>	Back stitch	○	—	—	—
<b>CONTINUE</b>	Continuous stitch	○	—	—	—
<b>DELETE</b>	Step deletion	○	—	—	—
<b>INSERT</b>	Step insertion	○	—	—	—
<b>FREE</b>	Temporarily cancel programming sewing	○	—	—	—

\* For gauge parts, refer to GAUGE PARTS LIST for DB2-DD7100A.