

LT2–B872Mark II

**Twin Needle Needle Feed Lock
Stitcher with Large Hook
(and Thread Trimmer)**



Specifications

		-3	-5
Application		For medium materials	For heavy materials
Max. speed		3,000 rpm	
Max. stitch length		7 mm	
Needle bar stroke		33.4 mm	
Thread take-up stroke		62.4 mm	
Height of Presser foot	Manual	7 mm	
	Knee	13 mm (With thread wiper : 10 mm)	
	Auto-presser bar lifter	8 mm	
Height of feed dog		1 mm	
Needle		DP×5 #11 – #22	
Hook		Horizontal large rotary hook (vertical axis)	
Needle feed mechanism		Standard	
		-400	-900
Thread trimmer		Scissors type (Solenoid)	
Thread wiper		Solenoid type	
Quick reverse		Solenoid type	
Automatic presser bar lifter		–	Solenoid type

B872 Mark II (For Standard)

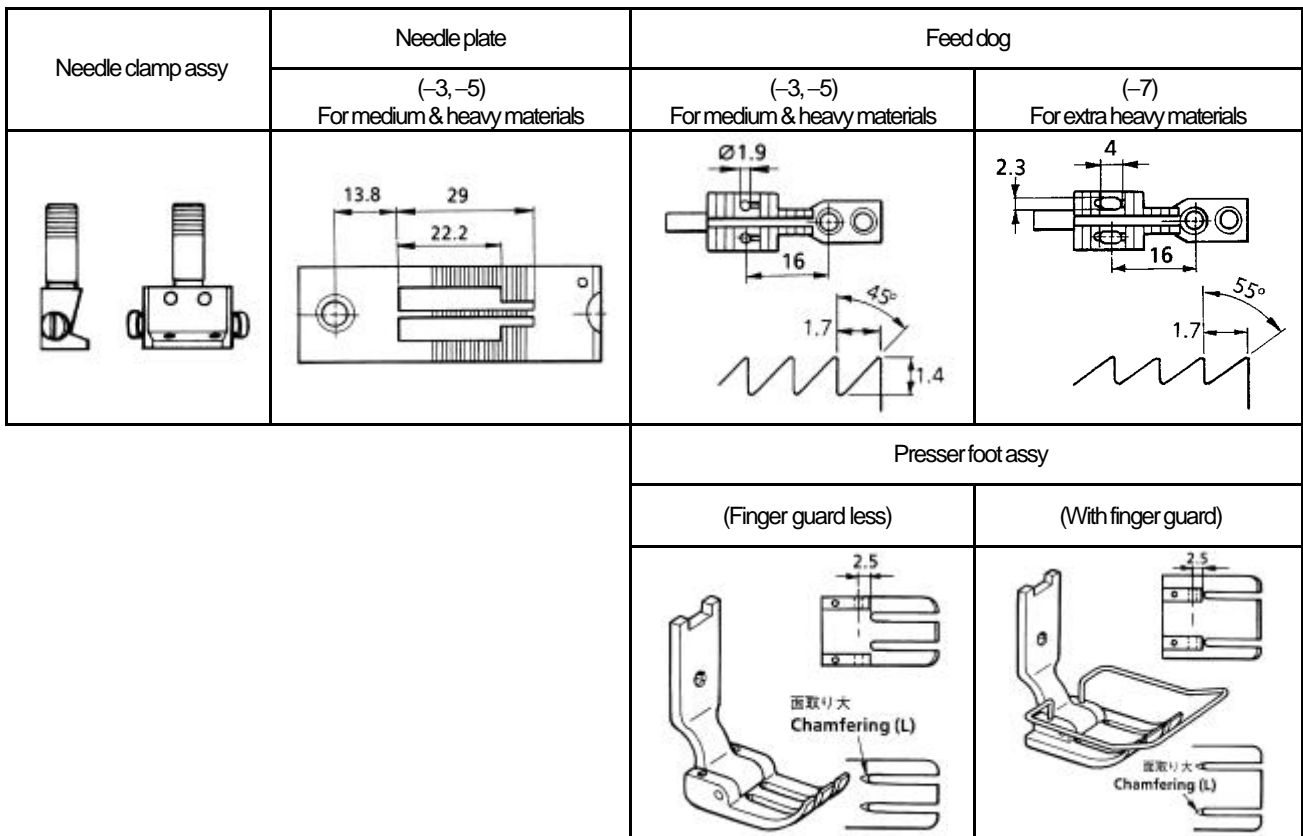
For normal

*In case of using over 1-1/2" (38.1 mm) gauge parts, it is necessary to make special machining on the arm-bed.

The specification with a maximum stitch width of 68mm is available.

Please consult your Brother representative concerning delivery date and price.

Needle gauge		Needle clamp assy	Needle plate	Feed dog			Presser foot	
(inch)	(mm)		(-3, -5) For medium & heavy materials	(-3, -5) For medium & heavy materials	(-7) For extra heavy materials	(Finger guard less)	(With finger guard)	
1/8	(3.2)	158794-101	117369-001	114951-001	158430-001	155463-001	S36562-001 ○	
5/32	(4.0)	158796-101	150850-001	116509-001		155455-001		
3/16	(4.8)	158791-101	117133-001	112659-001	S13588-001	155457-001	S36564-001 ○	
1/4	(6.4)	158792-101	117367-001	112660-001	153882-001	155453-001	S36566-001 ○	
5/16	(7.9)	158793-101	144882-001	112661-001		155459-001		
3/8	(9.5)	158798-101	144881-101	116510-101	153887-001	155461-001		
1/2	(12.7)	158797-101	S09365-001	116511-001	153892-001		S09367-101 ○	
5/8	(15.9)	158795-101	159577-001	116512-001	153897-001		159575-101 ○	
1-3/8	(34.9)	S10746-101	S14148-001	S14149-001			S10751-101 ○	
68mm		S12999-001	S13001-001	S13002-001			S13003-101 ○	



B872 Mark II (For Standard)

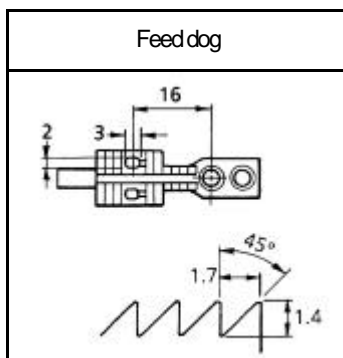
(-6) : For heavy materials

*-6 (for heavy materials) is a specification between -5 (for heavy materials) and -7 (for extra heavy materials).

*The feed dog is different from normal parts.

*The ○ symbol is a presser foot assembly with finger guard.

Needle Gauge (inch) (mm)	Needle clamp assy	Feed dog	Presser foot assy (Finger guard less)	Presser foot assy (With finger guard)
3/16 (4.8)	158791-101	S21149-001	155457-001	S36556-001 ○
1/4 (6.4)	158792-101	S21150-001	155453-001	S36560-001 ○

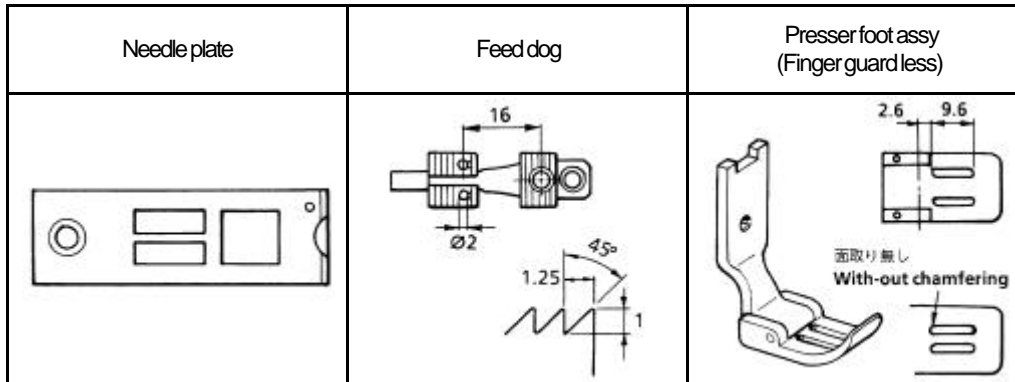


For sewing without material

*The needle plate, the feed dog and the presser foot assembly are different from normal parts.

*Use gauge components for sewing without material which have a maximum feed pitch of 4mm or less.

Needle gauge (inch) (mm)	Needle clamp assy	Needle plate	Feed dog	Presser foot assy (Finger guard less)
3/16 (4.8)	158791-101	S36010-101	S36011-101	S36012-001
1/4 (6.4)	158792-101	S36025-001	S36024-001	S36022-001

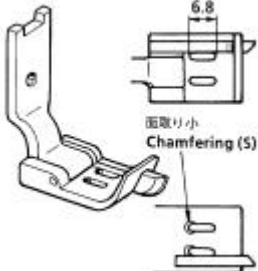





Option parts

*The presser foot assembly is different from normal parts.

*The presser foot assembly with guide should be used with a maximum feed pitch of 4mm or less.

Name of parts	Needle gauge (inch) (mm)	Presser foot assy
Presser foot assy with guide	1/8 (3.2)	149311-001
	3/16 (4.8)	117281-001
	1/4 (6.4)	149312-001
Presser foot assy with guide, L	5/16 (7.9)	S13735-001
Presser foot assy for attach zipper (Right)	1/8 (3.2)	S14080-001
Presser foot assy for attach zipper (Left)	1/8 (3.2)	S33459-001

Presser foot assy with guide	Presser foot assy with guide, L	Presser foot assy for attach zipper (Right)	Presser foot assy for attach zipper (Left)
 <p>面取り小 Chamfering (S)</p>	 <p>面取り無し With-out chamfering</p>	 <p>面取り大 Chamfering (L)</p>	 <p>面取り大 Chamfering (L)</p>

B872 Mark II (For Thread trimmer)

For normal

*The thread trimming fixed knife (part No. S07527-001) and the installation screw (part No. 148539-101) are not provided with the needle plate, so they must be ordered separately if required.

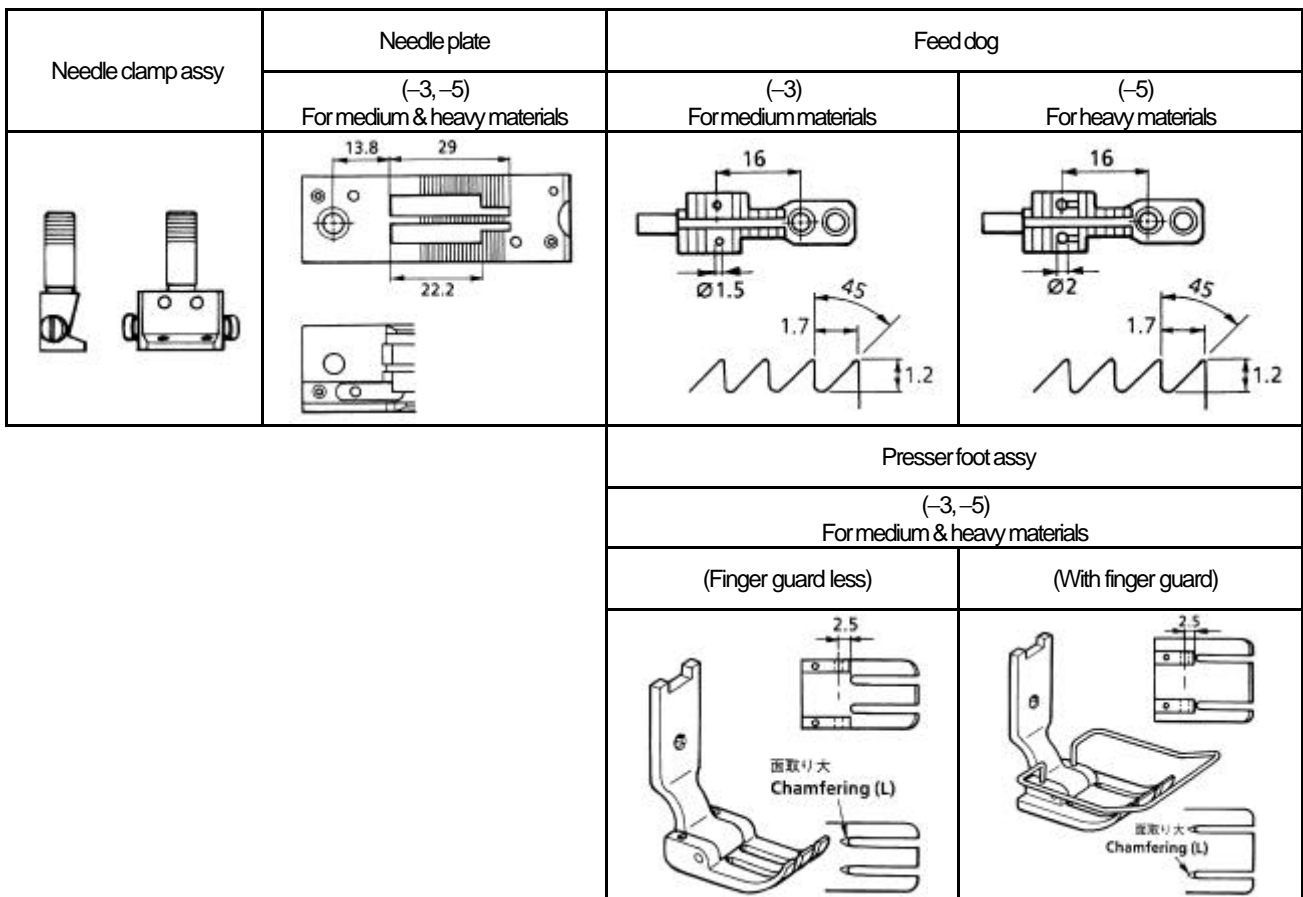
*In case of using over 1-1/2" (38.1 mm) gauge parts, it is necessary to make special machining on the arm-bed.

The specification with a maximum stitch width of 1-3/4" (44.5 mm) is available.

Please consult your Brother representative concerning delivery date and price.

*The O symbol is a presser foot assembly with finger guard.

Needle gauge		Needle clamp assy	Needle plate	Feed dog		Presser foot assy (Finger guard less)	Presser foot assy (With finger guard)
(inch)	(mm)		(-3, -5) For medium & heavy materials	(-3) For medium materials	(-5) For heavy materials	(-3, -5) For medium & heavy materials	
3/32	(2.4)	158804-101	159398-001		148697-001	S20223-001	
1/8	(3.2)	158794-101	155722-001	148698-001	148699-001	155463-001	S36562-001 O
5/32	(4.0)	158796-101	155724-001	148700-001	148701-001	155455-001	
3/16	(4.8)	158791-101	155851-001	148702-001	148703-001	155457-001	S36564-001 O
1/4	(6.4)	158792-101	155853-001	148704-001	148705-001	155453-001	S36566-001 O
5/16	(7.9)	158793-101	155855-001	149692-001	149691-001	155459-001	
3/8	(9.5)	158798-101	155857-001	149939-001	149938-001	155461-001	
1/2	(12.7)	158797-101	149677-001	149676-001	149675-001		S09367-101 O
5/8	(15.9)	158795-101	149954-001	149949-001	149948-001		159575-101 O
1	(25.4)	158805-101	149966-001		149960-001		S13626-101 O
1-1/4	(31.8)		S10741-001		S10743-001		S10744-101 O
1-3/8	(34.9)		S10748-001		S10750-001		S1075-101 O
1-1/2	(38.1)	158800-101	S07391-001		S07390-001		156526-101 O



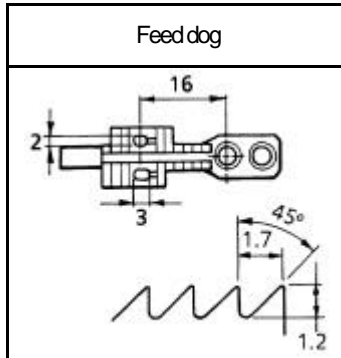
B872 Mark II (For Thread trimmer)

(-6) : For heavy materials

*-6 (for heavy materials) is a specification between -5 (for heavy materials) and -7 (for extra heavy materials).

*The feed dog is different from normal parts.

Needle gauge (inch) (mm)	Needle clamp assy	Needle plate	Feed dog	Presser foot assy (Finger guard less)	Presser foot assy (With finger guard)
3/16 (4.8)	158791-101	155851-001	S07905-001	155457-001	S36556-001 ○
1/4 (6.4)	158792-101	155853-001	158756-001	155453-001	S36560-001 ○



For sewing without material

*The needle plate, The feed dog and the presser foot assembly are different from normal parts.

*Use gauge components for sewing without material which have a maximum feed pitch of 4mm or less.

*The ○ symbol is a presser foot assembly with finger guard.

Needle gauge (inch) (mm)	Needle clamp assy	Needle plate	Feed dog	Presser foot assy (Finger guard less)	Presser foot assy (with finger guard)
3/16 (4.8)	158791-101	S20901-001	S20905-001	S20903-001	
1/4 (6.4)	158792-101	S10507-001	S10509-101	S10510-001	
7/8 (22.2)	158807-101	S14538-001	S14540-001		S14541-101 ○
1 (25.4)	158805-101	S14543-001	S14545-001		S14546-101 ○

