

DT6-B927

Twin Needle Feed Off The Arm Double Chain Stitcher



Specifications

DT6-B927

Use	Standard			-7	-8
	For thin materials	For medium materials		For thin materials with puller	
Puller device	No			Yes	
Sewing speed	4,000 rpm			3,600 rpm	
No. of needles	2			2	3
Needle (ORGAN TV × 64)	#12	#14	#16	#11	
Needle gauge (mm)	3.2 (1/8), 4.0 (5/32) 4.8 (3/16), 6.4 (1/4)	3.2 (1/8) 4.0 (5/32) 4.8 (3/16)	6.4 (1/4)	4.8 (3/16) 6.4 (1/4)	6.4 (1/8, 1/8)
Max. stitch length	3.0 mm	3.5 mm		3.0 mm	
Needle bar stroke	27 mm		30 mm	27 mm	
Height of stepping foot	10 mm				
Feed dog height	0.8 mm				
Min. arm size	171 mm				





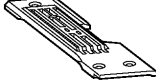
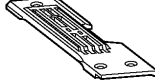
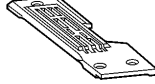
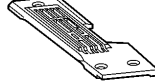

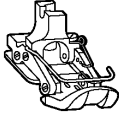

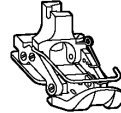
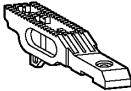
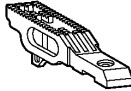
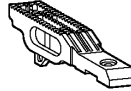


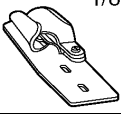
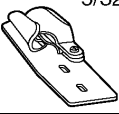

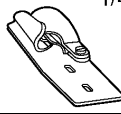






Motor

Power	Motor
Single-phase	2-pole, 400 W motor
Three-phase	2-pole, 400 W motor




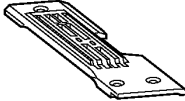
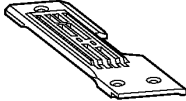
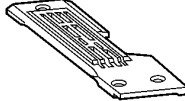
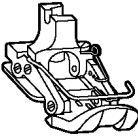
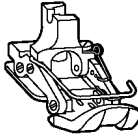
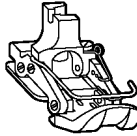
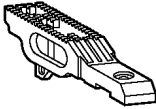
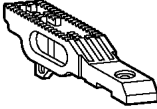
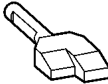





Motor pulley and V-belt

Pulley O. D. (mm)	65	70	75	80	85	90	95	100
Belt size (inches)	M42	→		M43	→		M44	→
			←			←		
Sewing speed (rpm)	50Hz			3100		3600		4000
	60Hz	3100		3600		4000		





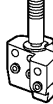
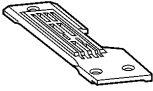
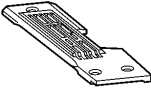
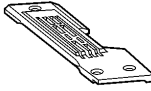
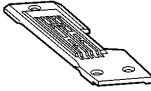

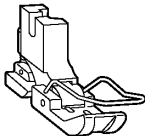
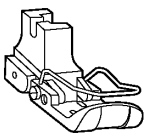
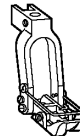
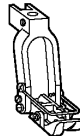
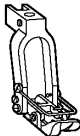
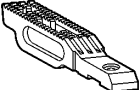
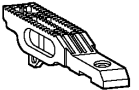
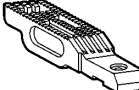
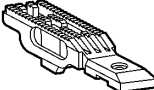
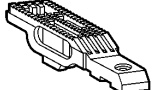
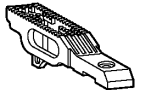






















GAUGE PARTS LIST

Name of part	Thin materials			
	3.2 mm [1/8]	4.0 mm [5/32]	4.8 mm [3/16]	6.4 mm [1/4]
Needle clamp with screw	183953-001 	183951-001 	183954-001 	183978-001 
Needle	S36861-012 TV × 64NY #12			
No. of needles	2			
Needle plate	S40371-001 	S40373-001 	S05946-101 	S11508-101 
Presser foot assy	S40367-101 	S40365-101 	S40355-101 	S40363-101 
Feed dog	S40372-001 		S40369-001 	S40370-001 
Needle guard	S06310-001 			148973-001 
Lapper assy	105124-001 1/8M 	101946-001 5/32M 	101494-001 3/16M 	S09679-001 1/4M 
Looper (S)	S40389-001 		S40391-001 	S40393-001 
Looper (L)	S40390-001 		S40392-001 	S40394-001 

GAUGE PARTS LIST


Name of part	Medium materials		
	3.2 mm [1/8]	4.0 mm [5/32]	4.8 mm [3/16]
Needle clamp with screw	183953-001 	183951-001 	183954-001 
	Needle S36861-014 TV x 64NY #14		
No. of needles	2		
Needle plate	S40371-001 	S40373-001 	S05946-101 
	S40367-101 	S40365-101 	S40355-101 
Presser foot assy	S40372-001 		S40369-001 
	Needle guard S06310-001 		
Lapper assy	101488-001 1/8MH 	101949-001 5/32MH 	101497-001 3/16MH 
	Looper (S)	S40389-001 	
Looper (L)		S40390-001 	

GAUGE PARTS LIST

Name of part	Medium materials			-7		-8
	Thin materials					
	4.8 mm [3-16] Fixed needle guard	6.4 mm [1/4]	6.4 mm [1/4] Fixed needle guard	4.8 mm [3/16]	6.4 mm [1/4]	3.2 mm x 2 [1/8 x 2]
Needle clamp with screw	183954-001 	183978-001 		183954-001 	183978-001 	S16500-001 
Needle	S36861-014 TV x 64NY #14	S36861-016 TV x 64NY #16		S36861-031 TV x 64NY #11PSU		S36861-031 TV x 64NY #11PSU
No. of needles	2					3
Needle plate	S05946-101 	S11508-101 		S06318-101 	S09672-101 	S16475-101 
Presser foot assy	101491-101 	106160-101 		S06303-101 	S09673-101 	S16477-101 
Feed dog	S05947-001 	S40370-001 	S11509-001 	S06319-101 	S09678-001 	S16476-001 
Needle guard	105302-001 	148973-001 	106170-001 	S06310-001 	148973-001 	S16482-001 
Lapper assy	101497-001 3/16MH 	101561-001 1/4MH 		101494-001 3/16M 	S09679-001 1/4M 	
Looper (S)	S40391-001 	S40393-001 		S40391-001 	S40393-001 	(S) S40375-001 
						(M) S40376-001 
Looper (L)	S40392-001 	S40394-001 		S40392-001 	S40394-001 	(L) S40377-001 
						

OPTION PARTS

Chain cutter device



Part name	Part code	Q'ty
Chain cutter device	S45226-002	1

* This device can not be used for fixed needle guard spec.